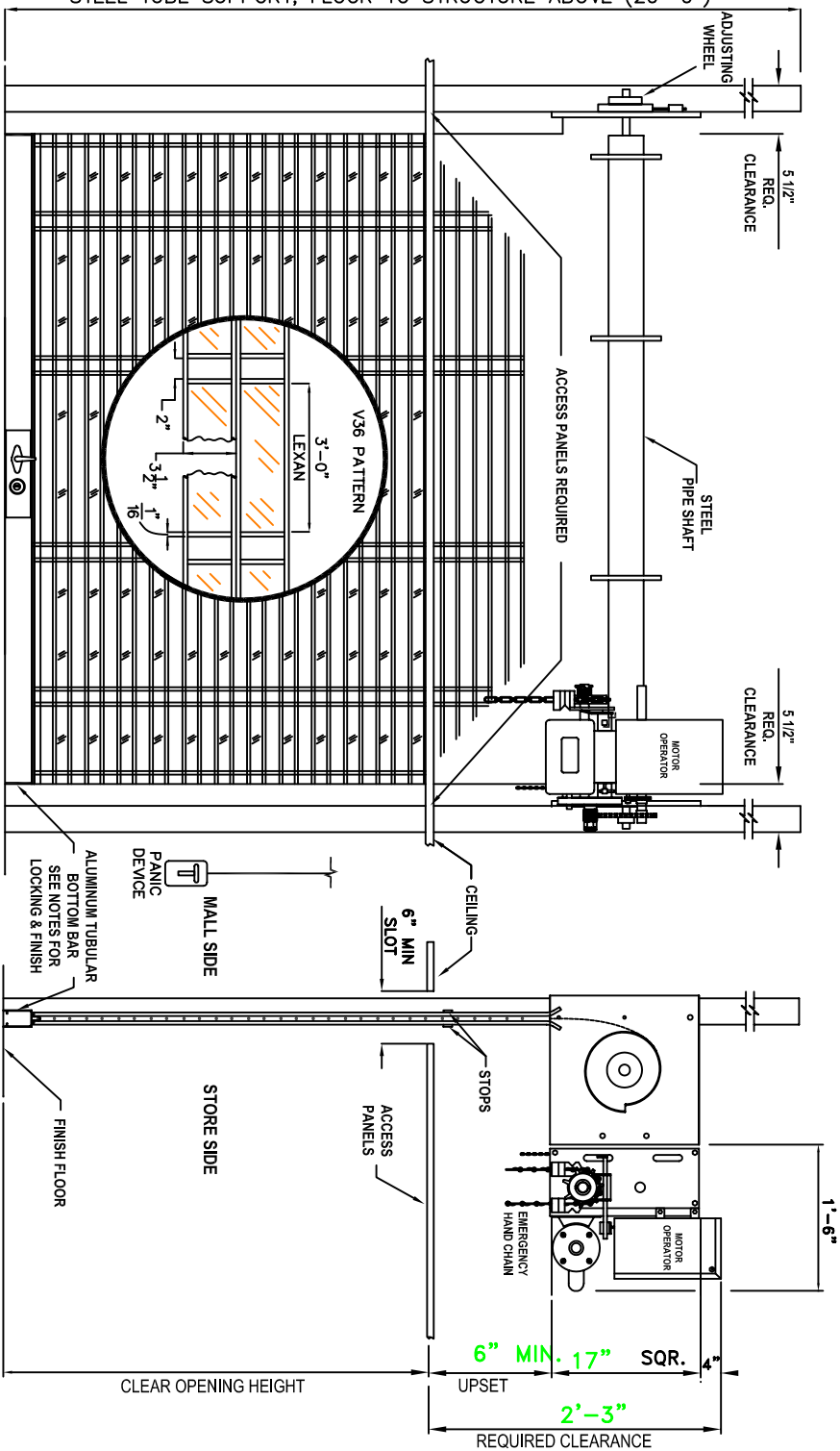
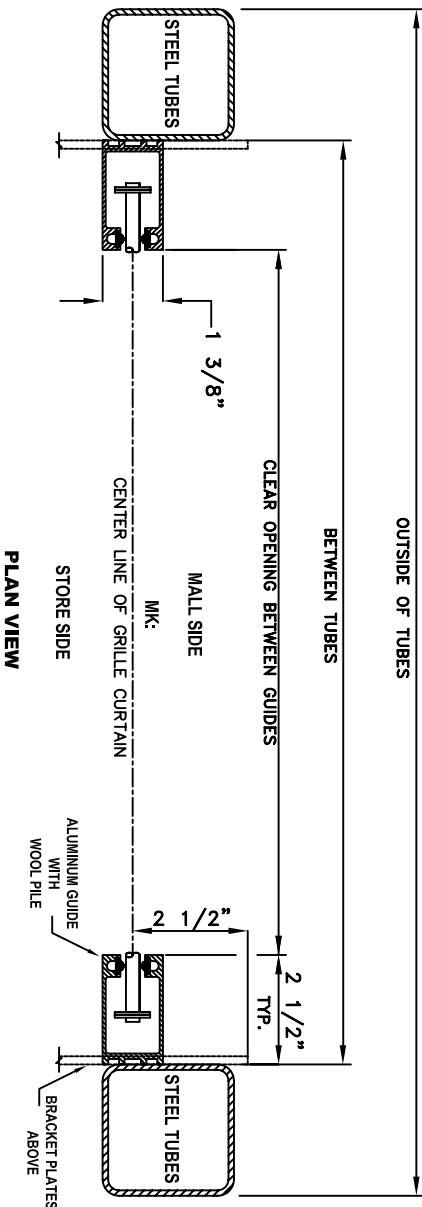


STEEL TUBE SUPPORT, FLOOR TO STRUCTURE ABOVE (20'-0")



ELEVATION - COIL SIDE (RIGHT HAND)  
(STORE SIDE)

SECTION



PLAN VIEW

1.) ARCHITECT AND G.C. NOTE:  
HOODS ARE NOT FURNISHED ON ABOVE CEILING INSTALLATION SINCE ACCESS TO CURTAIN AND SHAFT IS NECESSARY. G.C. TO PROVIDE CEILING ACCESS PANELS IN CEILING AT BOTH JAMBS AS SHOWN.

2.) G.C. NOTE:  
WALL AND CEILING BY OTHERS TO BE INSTALLED AFTER GRILLE IS ERRECTED.

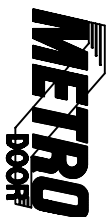
3.) FINISHES:  
- MILL FINISH  
- CLEAR ANOD.  
- CLEAR ANOD.  
BOTTOM BAR - CLEAR ANOD.

4.) LOCKING:  
CYLINDER LOCK OPERABLE FROM CENTER WITH KEY CYLINDER OUTSIDE, THUMBTURN INSIDE.

5.) MOTOR OPERATION:  
TYPE: RH - VFC  
VOLTAGE: -PHASE  
KEY SWITCHES:  
INTERLOCK:  
PANIC DEVICE:

NOTE:  
ALL WIRES, WIRING, MOUNTING OF ELECTRICAL EQUIPMENT AND PANIC DEVICE AND SETTING OF LIMITS BY OTHERS.

RMVF-SS



99 SMITHTOWN BYPASS  
2nd FLOOR  
HAUPPAUGE, NY 11788  
(800)-689-3667

TITLE: MOTOR OPERATED ROLLING GRILLE

PROJECT:

REVISIONS	DATE	DESCRIPTION	MK:	QTY.
LTR	DATE	DESCRIPTION	CONTRACT NO:	
BY:	CK:			
DATE:		DWG.	OF	

DATE:

BY:

DATE: